

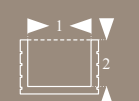





		dimensions				volume gals.	planter ref.#	saucer ref.#
								
A	Ellis 10" x 36" Planter	36.42" x 10.04"	36.00" x 10.00"	32.75" x 6.75" / 9.45"	12.00"	8.00	A0923XX	N/A
B	Ellis 16" x 36" Planter	36.22" x 16.14"	36.20" x 16.00"	33.00" x 12.80" / 18.11"	20.00"	29.50	A0940XX	N/A
C	 Ellis 20" x 48" Planter	48.43" x 20.28"	48.25" x 20.00"	44.50" x 17.00" / 24.02"	26.00"	59.25	A0950XX	N/A


CASTERS



Recessed casters available for the two larger sizes.
Sold separately.



QUICK SHIP COLORS IN-STOCK: SHIPS IN 48 HOURS.



SPECIAL ORDER COLORS CONTACT US FOR LEAD TIMES AND HANDLING CHARGES.

